

STORAGE CABINETS



Security, safety and long terms of materials storage is an important task of laboratory management, which is solved perfectly with the labproff™ laboratory cupboards.

Storage cabinets can be made

- from metal
- from metal with polypropylene lining
- from melamine
- from polypropylene
- under EN14170-1
- under OSHA requirements 29 CFR1910.106



METAL LABORATORY CUPBOARDS


MAIN-PURPOSE LABORATORY CUPBOARD

LCM 60.50.195 ME



- 2 doors (double metal with acoustic absorber);
- 5 shelves;
- lock in lower door.

600x500x1950 mm



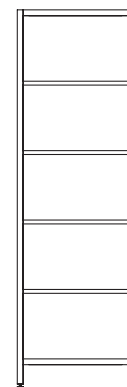
LABORATORY CUPBOARDS FOR CHEMICALS

LCC 60.50.195 ME



- 1 door (double metal with acoustic absorber);
- 5 shelves;
- 2 polypropylene trays;
- flange 100 mm;
- lock knob.

600x500x1950 mm




CUPBOARD FOR DOCUMENTS

LCD 60.50.195 ME



- 2 doors (double metal with acoustic absorber, the upper door is a glass in frame);
- 5 shelves;
- lock in lower door;

600x500x1950 mm



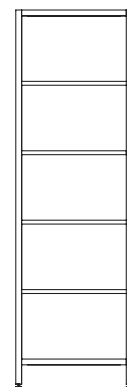
CUPBOARD FOR GLASSWARE

LCG 60.50.195 ME



- 2 doors (glass in frame);
- 5 shelves.

600x500x1950 mm



METAL LABORATORY CUPBOARDS




WARDROBE

LCW 60.50.195 ME

- door (double metal with acoustic absorber);
- hat shelf;
- pillars for hangers;
- mirror, lock knob.

600x500x1950 mm



GAS CYLINDER CABINET

LCGC 60.35.165

- 1 door (metal);
- cylinder attachment chain;
- lock knob.

600x350x1650 mm

Laboratory cupboard for acids



LCA 60.50.195 ME

- 2 sections, 2 polypropylene drawers in each section;
- flange 100 mm.

600 x 500 x 1950 mm

It consists of frame base on adjustable supports and aluminum profile frame. Walls and shelves are made of polypropylene.



LCA 60.60.200 ME

- 2 doors (double metal with acoustic absorber);
- 2 shelves;
- locks in the doors;
- 1 drawer with polypropylene tray;
- flange 100 mm.

600x600x2000 mm

LCA 60.60.200 ME-PP

- 2 doors (double metal with acoustic absorber);
- 2 polypropylene shelves;
- locks in the doors;
- Lining with polypropylene
- 1 drawer with polypropylene tray;
- flange 100 mm.
-

600x600x2000 mm

LABORATORY CUPBOARDS

MELAMINE

All cupboards consist of frame base on adjustable supports and melamine case with wooden doors or glass doors in aluminum or wooden frames. Laboratory cupboards are easily assembled in multi-unit sections.

Main-purpose laboratory cupboards

LCM 40.57.210 ML

- 2 doors;
- 5 shelves (1 built-in, 4 - detachable);
- lock in the lower door.

400x565x2100 mm

LCM 80.57.210 ML

- 4 doors;
- 5 shelves in each section (1 built-in, 4 - detachable);
- lock in the lower right door.

800x565x2100 mm



Wardrobes

LCW 40.57.210 ML

- 1 door;
- hat shelf and boot shelf;
- pillars for hangers;
- mirror;
- lock.

400x565x2100 mm

LCW 80.57.210 ML

- 2 doors;
- hat shelf and boot shelf;
- pillars for hangers;
- mirror;
- lock in the right door.

800x565x2100 mm

Laboratory cupboards for chemicals

LCC 40.57.210 ML

- 1 door;
- 5 shelves (1 built-in, 4 - detachable);
- polypropylene tray;
- flange 100 mm.
- lock.

400x565x2100 mm

LC6B 40.57.210 ML

- 1 door;
- pull-out with six metal baskets;
- flange 100 mm.

400x565x2100 mm

LC4D 40.57.210 ML

- 4 drawers with enclosed polypropylene trays;
- 2 shelves;
- flange 100 mm.

400x565x2100 mm

LCC 80.57.210 ML

- 2 doors;
- 5 shelves in each section (1 built-in, 4 - detachable);
- 2 polypropylene trays;
- flange 100 mm.
- lock in right door.

800x565x2100 mm

Laboratory cupboards for glassware

LCG 40.57.210 ML

- 2 glass doors in melamine frames;
- 5 shelves (1 built-in, 4 - detachable).

400x565x2100 mm

LCG 40.57.210 AL

- 2 glass doors in aluminum frames;
- 5 shelves (1 built-in, 4 - detachable)

400x565x2100 mm

LCG 80.57.210 ML

- 4 glass doors in melamine frames;
- 5 shelves in each section (1 built-in, 4 - detachable).

800x565x2100 mm

LCG 80.57.210 AL

- 4 glass doors in aluminum frames;
- 5 shelves in each section (1 built-in, 4 - detachable).

800x565x2100 mm